


TX75X TX PACK / PANIC PACK



ON-BOARD VOLTAGE TRANSFORMER OR EXTERNAL PLUG IN WALL MOUNT TRANSFORMER.

TAMPER CONTACT (OPTIONAL).

ON-BOARD 433 MHz CODE HOPPING RECEIVER.

TX75X RADIO TRANSMITTER OR TX CELLULAR (GSM TRANSMITTER).

7 HARD WIRED INPUTS WITH INPUT POLARITY SELECTION.

SERIAL INTERFACE TO ALL LEADING CONTROL PANELS.

EXTRA 12 VOLT DC OUTPUTS.

7.5 AMP HOUR 12 VOLT BATTERY

SIREN DRIVER RELAY

CHARGER / POWER SUPPLY WITH AC SUPPLY AND LOW BATTERY MONITORING

TX75X TRANSMITTER CONNECTIONS

REMOTE CONTROL PROGRAMMING

The remote control is factory programmed into the unit

Should a remote get lost, delete all the remotes by

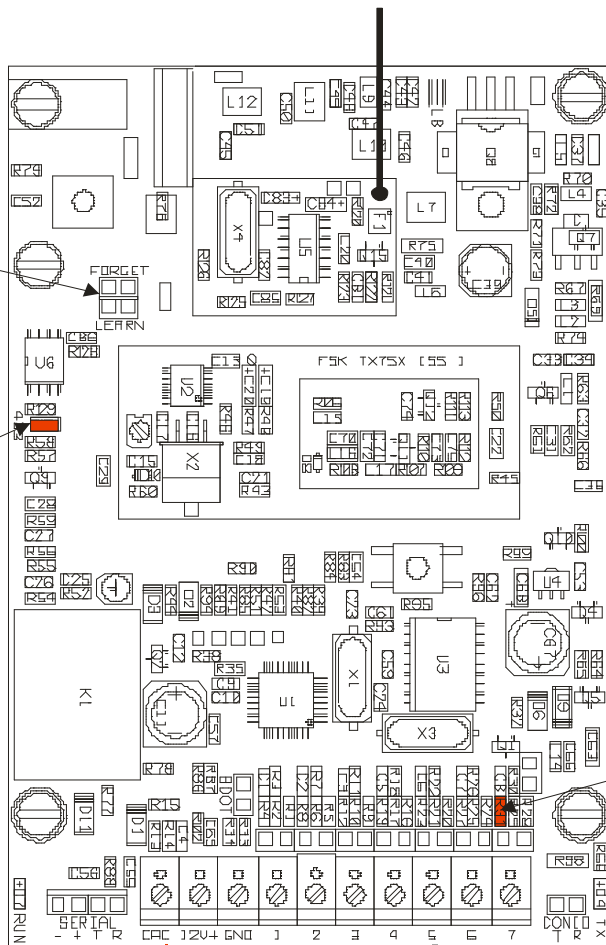
Placing a jumper on the 'Forget pins
The RED lamp flashes five times
Remove the jumper thereafter

To program in a new remote

Place a jumper on the 'Learn pins
Press the RED button on the remote twice (the RED lamp will flash twice)
Remove the jumper after the remote has been programmed.
Up to 10 remotes can be programmed in TX75X

REMOTE LEARN/ FORGET JUMPERS ON PANIC ONLY

REMOTE STATUS LAMP



R31 = 1k **MODIFYING THE TX75X**
For the SIREN output
R31 must be changed to 1k

WIRING INSTRUCTIONS

Connect the following wires

CAC (AC Fail)

12V (red)

GND (black)

Connect the tamper switch as shown

(wire one side into 12V and the other into Input 6)

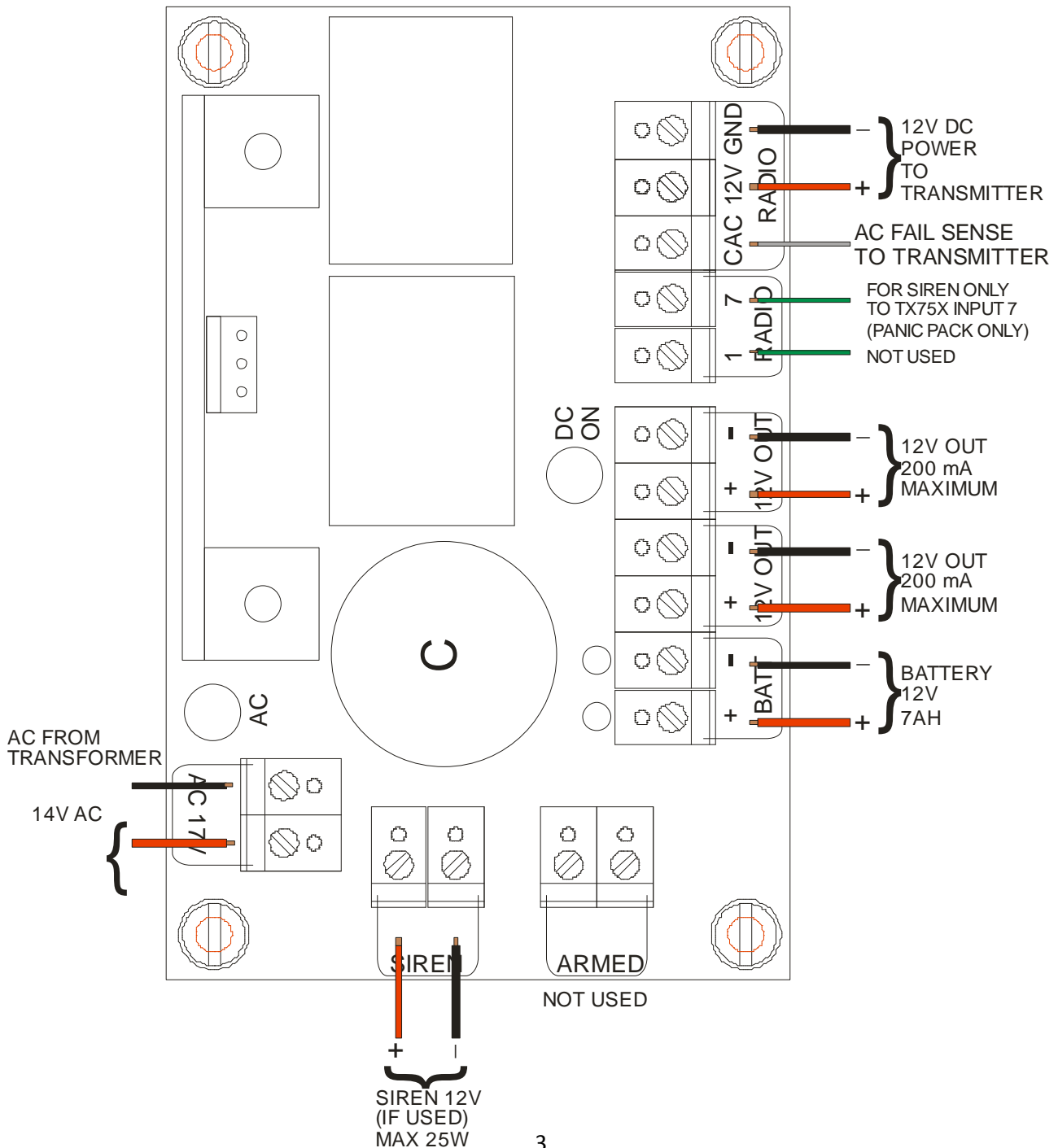
The tamper switch is a normally open contact

(closed when the box is closed)

SIREN SPECIFICATIONS

Siren driver module is able to drive up to a 6 amp siren, and it has an on-board timer once the siren is indicated it will sound for a period of 2 minutes, unless the button on the remote that activated the siren is pressed again. The siren timer therefor can be shortened by simply re-pressing the button on the remote that initiated the siren.

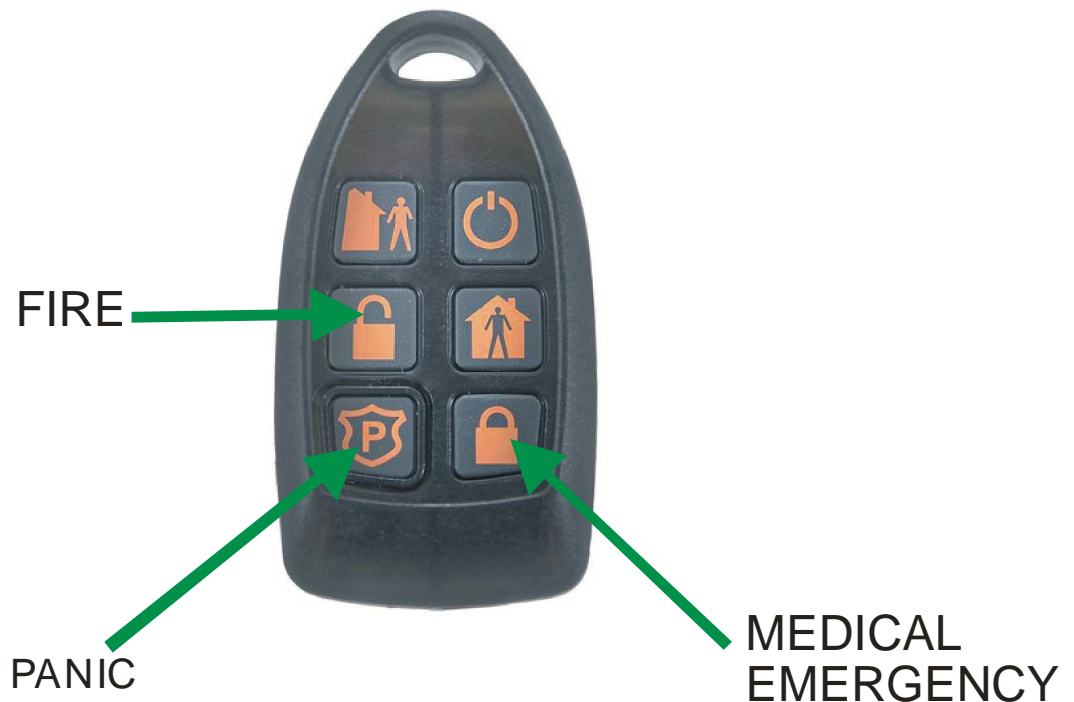
POWER SUPPLY CONNECTIONS



TX75X PANIC PACK ONLY

ONLY IF RADIO IS FITTED WITH A REMOTE CONTROL RECEIVER

FSK ROLLING CODE
433MHz REMOTE
CONTROL TRANSMITTER



The remote control can be a 1 Button, 4 Button or 6 Button FSK 433MHz Rolling Code Remote Transmitter

The 1 Button Remote Control will only send a Panic Alarm

On the 4 of 6 Button Remote Controls

Button 1 will sound the siren and will send a Panic Alarm

Button 2 will sound the siren and will send a Medical Emergency Alarm

Button 3 will sound the siren and will send a Fire Alarm

All the other buttons can be used for other purposes (e.g. in conjunction with the FSK remote control receivers)